Alimentations à découpage SPS 750 W

- Avec filtre EMV intégré
- 100% Burn In
- Protection courts-circuits, surcharges et surtensions
- Tension d'entrée 90 – 264 VAC / 127 – 375 VDC
- Facteur de correction (PFC)
- Montage parallèle 2 + 1 à 2250 W

No. d'article	Type	Tension de sortie	Courant de sortie	Tolérance	Rendement	Ripple
2 081 110	SPS-750P-05	5.0 VDC	120.00 A	+/- 2%	80%	120 mV
2 081 111	SPS-750P-12	12.0 VDC	62.50 A	+/- 1%	88%	120 mV
2 081 112	SPS-750P-15	15.0 VDC	50.00 A	+/- 1%	88%	120 mV
2 081 113	SPS-750P-24	24.0 VDC	31.30 A	+/- 1%	88%	200 mV
2 081 114	SPS-750P-30	30.0 VDC	25.00 A	+/- 1%	89%	200 mV
2 081 115	SPS-750P-36	36.0 VDC	21.00 A	+/- 1%	89%	220 mV
2 080 116	SPS-750P-48	48.0 VDC	15.80 A	+/- 1%	90%	240 mV

Dimensions

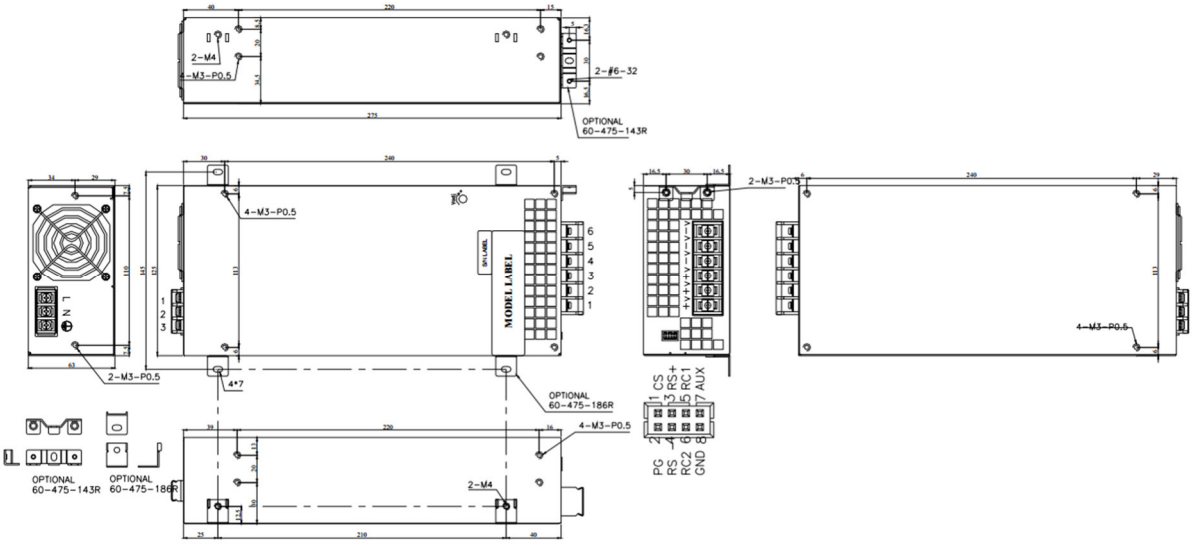

Catégorie: 5A

intronic®
Your Power-Supplier.
Intronic AG
Solenbergstrasse 33, Postfach 1069, CH-8207 Schaffhausen
Tel 0041 (0)52 644 00 88, Fax 0041 (0)52 644 00 99
sales@intronic.ch, www.intronic.ch

Spécifications

Les spécifications suivantes sont valables pour des valeurs nominales, pleines charges et 25°C

Spécifications d'entrée	
Tension d'entrée	90 – 264 VAC /127 – 375 Entrée universelle
Plage de fréquence	47 – 63 Hz
Courant nominal d'entrée	< 9.8 A à 100 VAC
Courant d'enclenchement	< 50 A à 115 VAC < 90 A à 230 VAC
Courant de fuite	< 1.5 mA à 264 VAC
Facteur de puissance	PF > 0.95

Spécifications de sortie	
Plage de réglage	+/- 10%
Protection surcharges	105% – 135% Constant current limiting
Protection surtensions	115% – 140%
Protection température	95°C +/- 5°C
Remote sensing	(RS+, RS-)
Power Good Signal	high level TTL signal
Puissance auxiliaire	12 V / 0.1 A (seulement Remote control ON/OFF)

Spécifications générales		
Température de travail Derating		-20 à +70°C +50°C à +70°C 2.5% /°C
Température de stockage		-40°C à +85°C
Sécurité		UL 60950-1 2nd, CSA C22.2 No. 60950-1-07 2nd, TUV EN 60950-1: 2006+A11 +A1+A12, IEC 60950-1: 2005+A1, approved
EMC-Standard	EMI: EMS:	EN 55022 Class B, FCC CFR 47 Part 15 Class EN 61000-3-3, EN 61000-3-2 Class D EN 55024 EN 61000-4-2,3,4,5,6,8,11
Temps de départ		< 1.5 s à 230 VAC
Temps de pontage		> 16 ms à 230 VAC
Rise		< 40 ms
Tension d'isolation		I/P – O/P 3.0 I/P – PE 1.5 KVAC O/P – PE 0.5 KVAC
Résistance d'isolation		I/P – O/P, I/P – PE, O/P – > 100 M Ohm / 500 VDC
MTBF		107 Khrs
Réfrigération		Ventilateur intégré
Montage		Montage type chassis
Dimensions		275 x 125 x 63 mm
Poids		2.5 kg

Derating **Output De-rating Vs. Input Voltage**

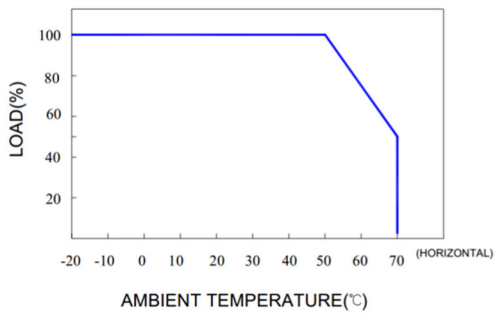

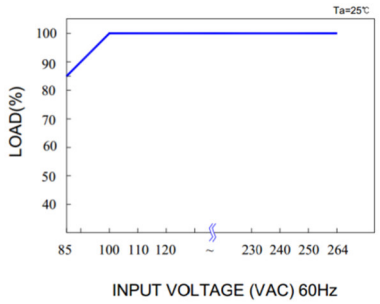

Remote controle ON/OFF

❶ Remote control ON/OFF becomes available by applying voltage in CN3

❷ Table A shows the specification of remote control ON/OFF function

❸ Fig 1 slows the example to connect remote control ON/OFF function

Table A： Specification of remote control ON/OFF

Connection Method		Fig 1-A	Fig 1-B	Fig 1-C
SW Logic	Output ON	SW Open	SW Close	SW Open
	Output OFF	SW Close	SW Open	SW Close

Fig 1 Examples of connecting remote control ON/OFF

Fig 1-A： Using internal 12V auxiliary output	Fig 1-B： Using internal 12V auxiliary output	Fig 1-C：Using external voltage source
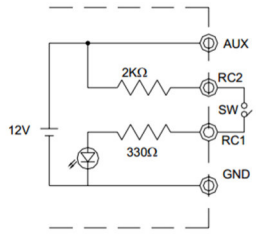	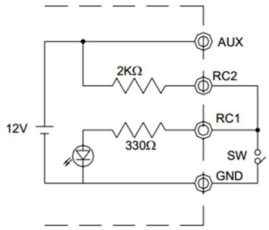	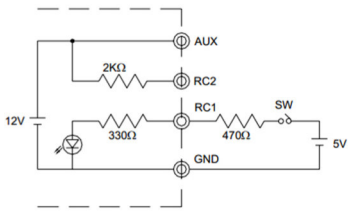

Division du courant avec commande à senser

❶ Parallel operation is available by RS+ and RS- are connected mutually in parallel.

❷ Difference of output voltages among parallel units should be less than 100 mV.

❸ In parallel operation 3 units is the maximum, please consult the manufacturer for applications of more connecting in parallel.

❹ The power supplies should be paralleled using short and large diameter wiring and then connected to the load.

❺ Each output could work within **max load** but must under total **output Max.**

(Total output Max.. at parallel operating **)** ＝ **(max load** per units) X (Number of units) X 0.9

❻ In parallel connection, maybe only one unit (master) operate if the total **output Max**. is less than 10% of **max load** condition.

The other PSUs (slaves) may go into standby mode and their output LEDs will not turn on.

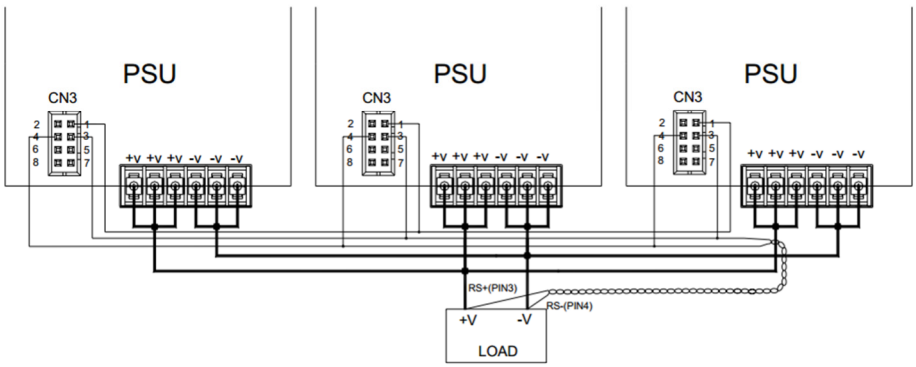

Power good signal

Function	Description	Output
Power good signal	The signal is 〝High〞 when the power supply is above 20% of the rated output voltage, Power OK	High
	The signal turns to be 〝Low〞 when the power supply is Under 20% of the rated output voltage, Power Fail	Low